



ACCESS STORAGE

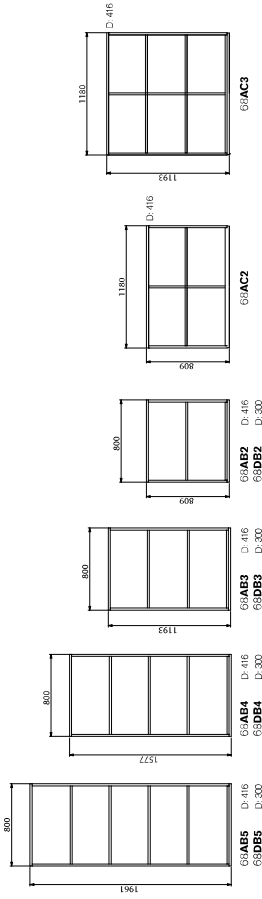
From simple elegance to individualized and exclusive, the choice is yours.

Access Storage is an entirely new storage series with the focus on function and flexibility. Configure the storage components to your own preference, fronts and carcasses are available in a broad selection of veneer as well as laminate and painted surfaces.

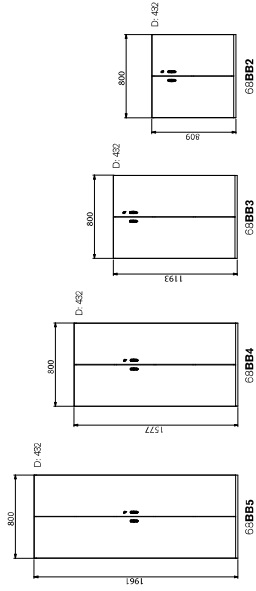
Access Storage is available with plinth or legs in several designs.

Choose between an open storage system, rolling doors, sliding doors or classic swinging doors. Select the height, width and depth that you need. Select the standard model or a design option.

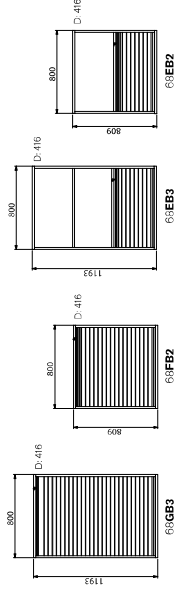
OPEN STORAGE



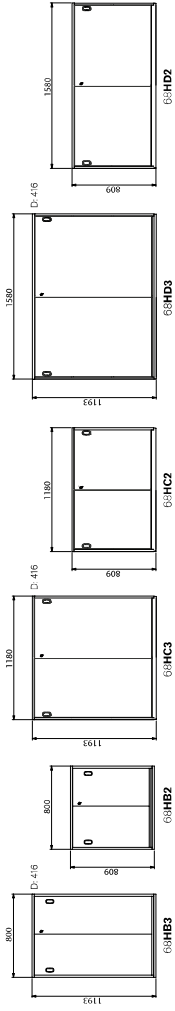
SWING DOORS



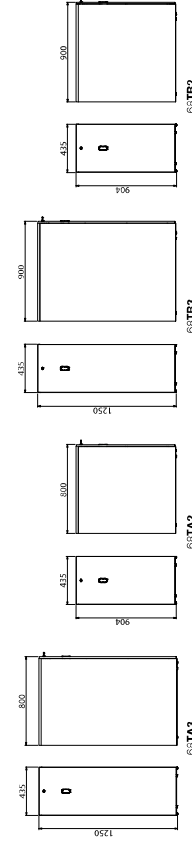
ROLL FRONT



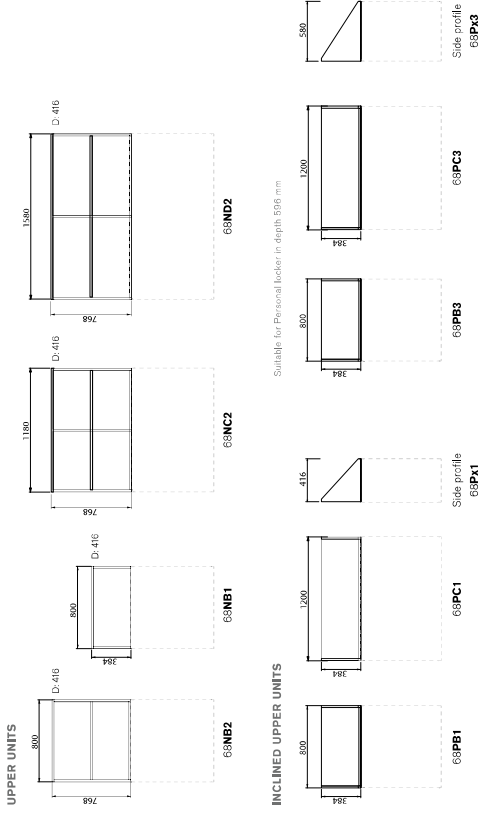
SLIDING DOORS



TOWER



* Access storage in laminate

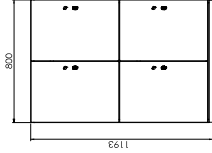


MATERIAL & COLOURS

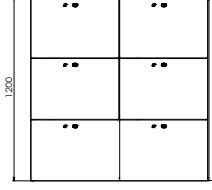
Access Storage comes in a broad range of authentic veneers in Birch, Oak, Ash, laminate and with beautifully painted surfaces.

The Fern Green and Sandy Grey shades have been specially designed by Jens Fager. Fern Green was inspired by bracken and our serene Swedish forests. Sandy Grey conveys a sense of boulders crumbling into sand.

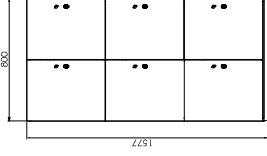
“Beautiful, subdued and serene”
//Jens Fager




68JB3 D. 432
68KB3 D. 596



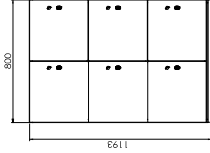
68JC3 D. 432
68KC3 D. 596



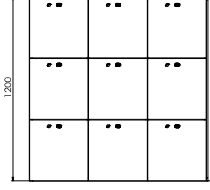
68JB4 D. 432
68KB4 D. 596



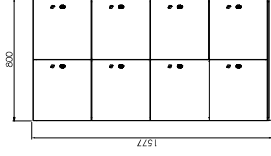
68JC4 D. 432
68KC4 D. 596



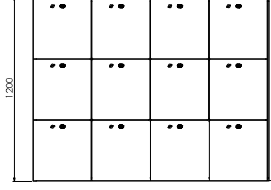
68UB3 D. 432
68XB3 D. 596



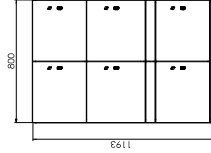
68UC3 D. 432
68XC3 D. 596



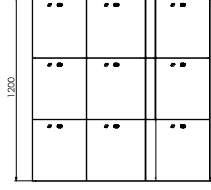
68UB4 D. 432
68XB4 D. 596



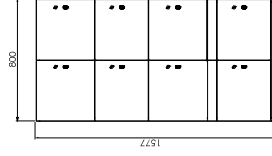
68UC4 D. 432
68XC4 D. 596



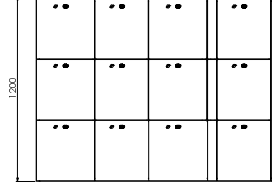
68VB3 D. 432
68XB3 D. 596



68VC3 D. 432
68XC3 D. 596



68VB4 D. 432
68XB4 D. 596



68VC4 D. 432
68XC4 D. 596

TECHNICAL SPECIFICATION

FRAME

Access Storage is constructed from 19 mm chipboard or MDF in veneer or top-coat. The veneer is 0.6 mm thick. Edge strip in wood or ABS. Backs in 3 mm or 6 mm MDF- or HDF-board.

FRONTS

Doors and fronts of the insert drawers etc. is constructed from 16 mm fibreboard or MDF sheet in veneer or topcoat. Edge strip in ABS. Some edges have open flat MDF edges.

A variety of locks and handles are available. Roll-front is constructed by 3 mm thick veneers and MDF sheet in veneer. Cotton fabric is used as carrier.

PLINTH

Sealed plinth, (height 30 mm), plinth version (height 30 mm), round tube legs or square pipe legs in metal. All plinths includes adjustable feet for uneven floors. Personal Locker is also available with high plinth (height 300 mm) – open and closed.